

KES-FB3-A



Compression Tester

The KES-FB3-A Compression Tester analyzes hand movements—particularly, pushing with a finger—performed by artisans and professionals when judging a fabric’s texture. This device performs this movement mechanically, making it possible to obtain objective numerical data.

Obtainable data includes compression rigidity, compression energy, and recoverability for such targets as general fabric, cloth, paper, non-woven fabric, and film.

Compression characteristic data is useful for determining fullness and softness, smoothness, anti-drape stiffness.

- Measurement** General fabric, Fabric, Medicinal fabric, Car seats, Interior fabric,
- Sample Example** Non-woven fabric, Film-like samples



FEATURE

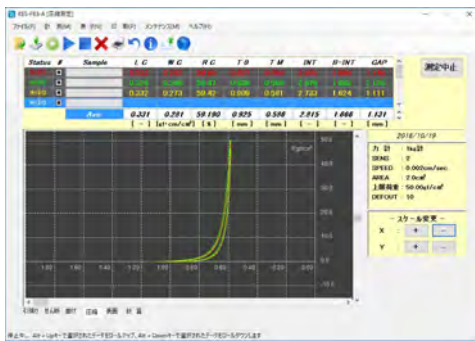
- **Min. load detection: 10 gf/cm²**

Measurement can be performed with a minimum load detection of 10 gf/cm² for extremely small objects to a maximum load of 1 kgf/cm².

SYSTEM CONFIGURATION DIAGRAM / MEASUREMENT DATA



Sample Measurement Software Screens



▲ Compression properties

Obtainable Data

Item	Characteristic value	Description	Reading the data
Compression properties	LC	Compressional linearity	Values closer to 1 mean firmer compression
	WC	Compressional energy	Higher values mean higher compression susceptibility
	RC	Compressional recoverability	Values closer to 100 mean better recoverability

KES-FB3-A Compression Tester

Dimensions/Weight (approx.)	Measuring unit: W285 × D405 × H500 (mm) / 40 kg Amplifier: W230 × D450 × H500 (mm) / 20 kg
Power source	100 VAC, power consumption: 40W Max.
Measurement environment temperature and humidity	20 to 30°C / 50 to 70% RH. (No condensation.) Temperature and humidity should be kept constant during measurement. (Standard temperature and humidity conditions: 20°C / 65% RH) *The instrument should be located to minimize influence from wind or vibrations.
Detection of compressional force	Detector: Ring-type detector with differential transformer Load (full scale): Switchable among 3 ranges (0.2 kgf, 0.5 kgf, 1 kgf) Accuracy: ±0.5% or less of full scale
Compressional deformation detection	Detector: Potentiometer Deformation amount (full scale): 10 mm Accuracy: ±1% or less of full scale

Compressional deformation rate	Standard measurement: 0.02 (mm/sec) <1 mm/50 sec> High-sensitivity measurement: 0.0067 (mm/sec) <1 mm/150 sec> Variable compression speed: 0.01 to 0.10 (mm/sec)
Compressional load measurement conditions	Standard measurement: 50 gf/cm ² High-sensitivity measurement: 10 gf/cm ² Variable compression measurement: 10 gf/cm ² (SENS: 2) to 500 gf/cm ² (SENS: 10)
Compression sensor surface area	2 cm ² (circular)
Compression GAP setting	Automatic GAP configuration
Number of compression measurements	Three consecutive measurements
Sample size	Square with a side of 100 to 200 mm (standard)

⚠ Precaution For safety use, please read the operation manual / the instruction carefully and thoroughly before using the tester.

Specification details recorded here are subject to change without notice. We appreciate your understanding.



KATO TECH CO.,LTD. <https://english.keskato.co.jp/>

Head Office and Factory:

26 Karato-cho, Nishikujo, Minami-ku, Kyoto 601-8447, Japan
TEL. +81-75-681-5244 (main), +81-75-693-1660 (sales dept.)
FAX. +81-75-681-5243 E-mail. katotech@keskato.co.jp

Shanghai Office :

Room1604B 16F Feidiao International Building, 1065 Zhao Jia Bang Road, Shanghai, 200030 P.R. China
E-mail. shanghai@keskato.co.jp